

Assessment Services Division Update

Todd Treslan

Managing Director
Assessment Services




Assessment Services Provided by SAMA

Annual Maintenance		Reinspections		Revaluations		Support of Value (appeals)
Annual changes to keep physical inventory current.		A general review of property in a municipality to ensure physical inventory is current.		Sales verification, market analysis, implementation		<ul style="list-style-type: none">• Agreements to adjust• Boards of Revision, Saskatchewan Municipal Board• Court of Appeal, King's Bench Court

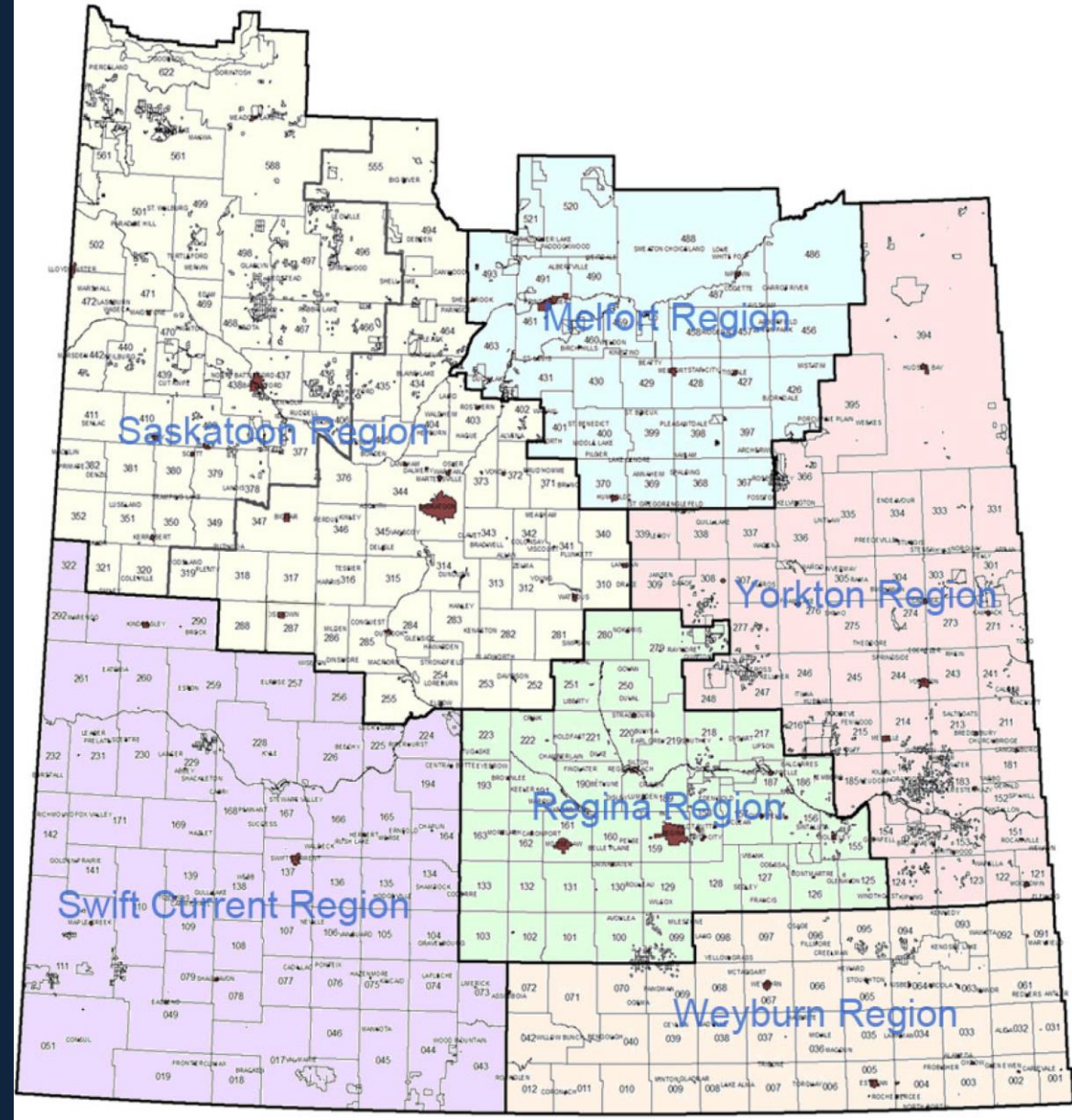
SAMA Statistics

Assessment Services	Total Properties	SAMA Offices	Staffing	Assessment Staff
751 municipalities (Annual Maintenance, Reinspections, Revaluations and Support of Value)	874,000	8 regional offices, Industrial Unit (located in Regina) and a Revaluation Unit	163.25 Permanent Staff	118.25 in Assessment Services

SAMA Regions



- Melfort
- Moose Jaw (City)
- North Battleford
- Regina
- Saskatoon
- Swift Current
- Weyburn
- Yorkton



Assessment Services Division Managers



Seth McNaughton
Melfort Regional Manager



Nancy Wollner
Moose Jaw Regional
Manager



Chandra Reilly
North Battleford Regional
Manager



Frances Simonson
Regina Regional
Manager



Linden Nilsen
Saskatoon Regional
Manager



Kim Busch
Swift Current Regional
Manager



Rebecca Schultz
Industrial Unit
Manager



Graham Stearns
Weyburn Regional
Manager



Sheldon Stechyshyn
Yorkton Regional
Manager

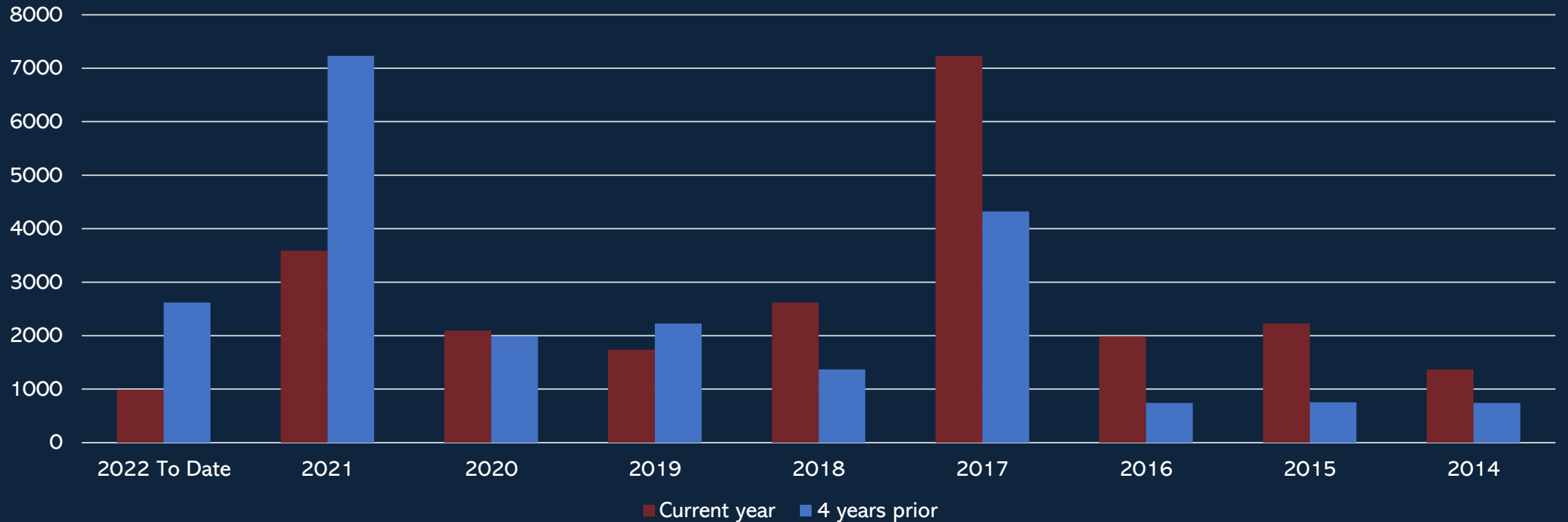
Sales Verification

2013 Revaluation	2017 Revaluation	2021 Revaluation	2025 Revaluation	2029 Revaluation
202,940 total sales	215,434 total sales	197,334 total sales	185,480 total sales	9,087 total sales as of March 29, 2023

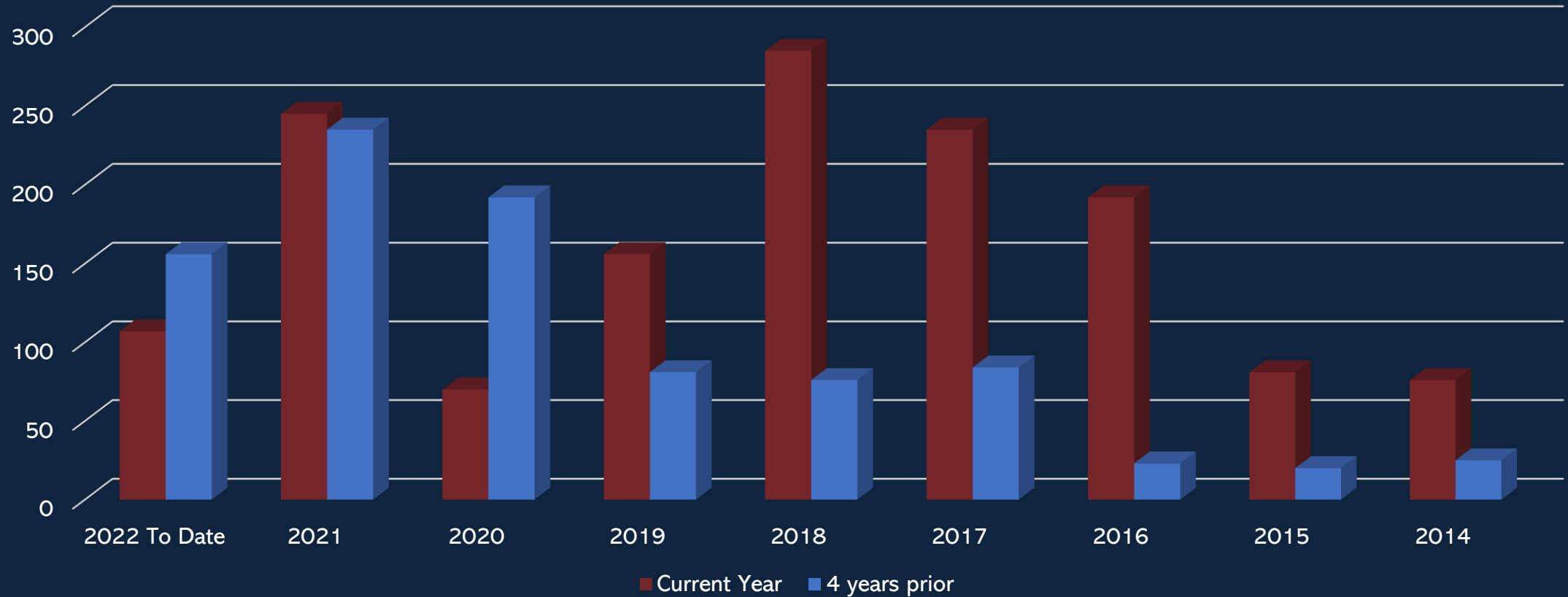
Approx. 45,000 - 50,000 sales per year
Approx. 15,000 to 20,000 sales to verify each year

Support of Value - Appeals

Appeals to Board of Revision




Support of Value - SMB



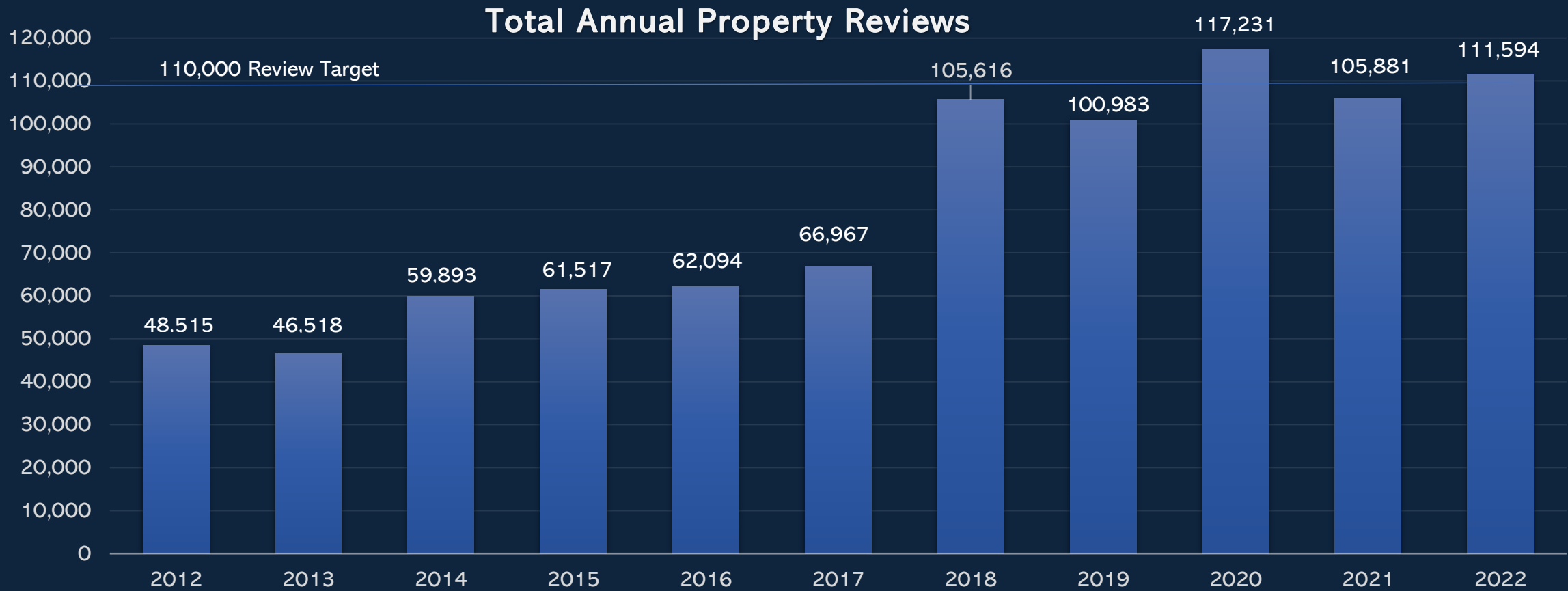
OUR PRIMARY 2022 GOAL



2022 Goal:
110,000+
December 31,
2022



Continuing to Deliver on the Promise





2022 Reinspections for Use in 2023



Total

68,213
Properties

Agricultural

33,565
Properties
23 RMs

Commercial

1,876
Properties

Residential

21,068
Properties

Industrial

1,291 Industrial
Properties

Flow Line Review –
10,413 Properties

Planned 2023 Reinspections for Use in 2024



Total

66,829
Properties

Agricultural

34,517
Properties
22 RMs

Commercial

1,896
Properties

Residential

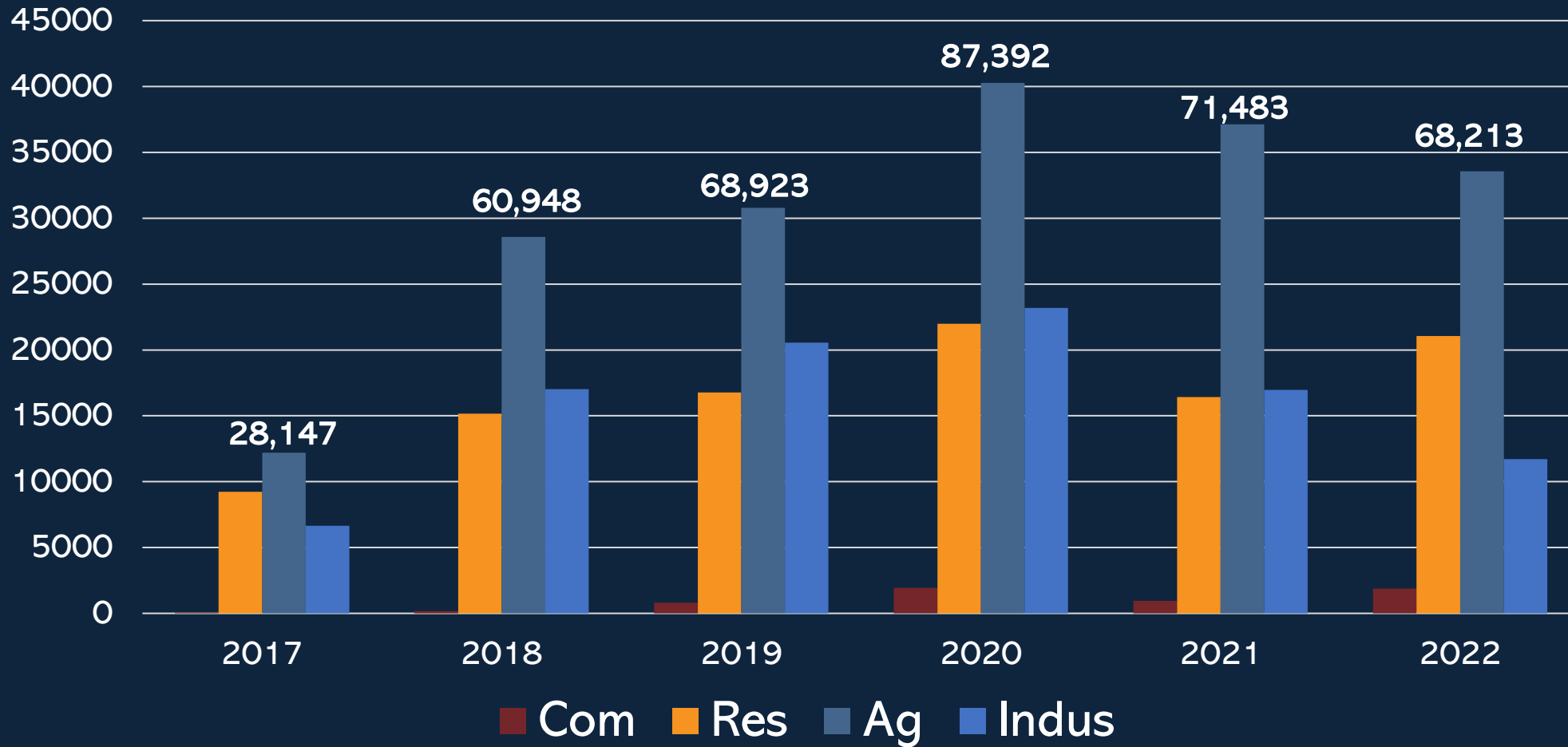
19,837
Properties

Industrial

958 Industrial
Properties

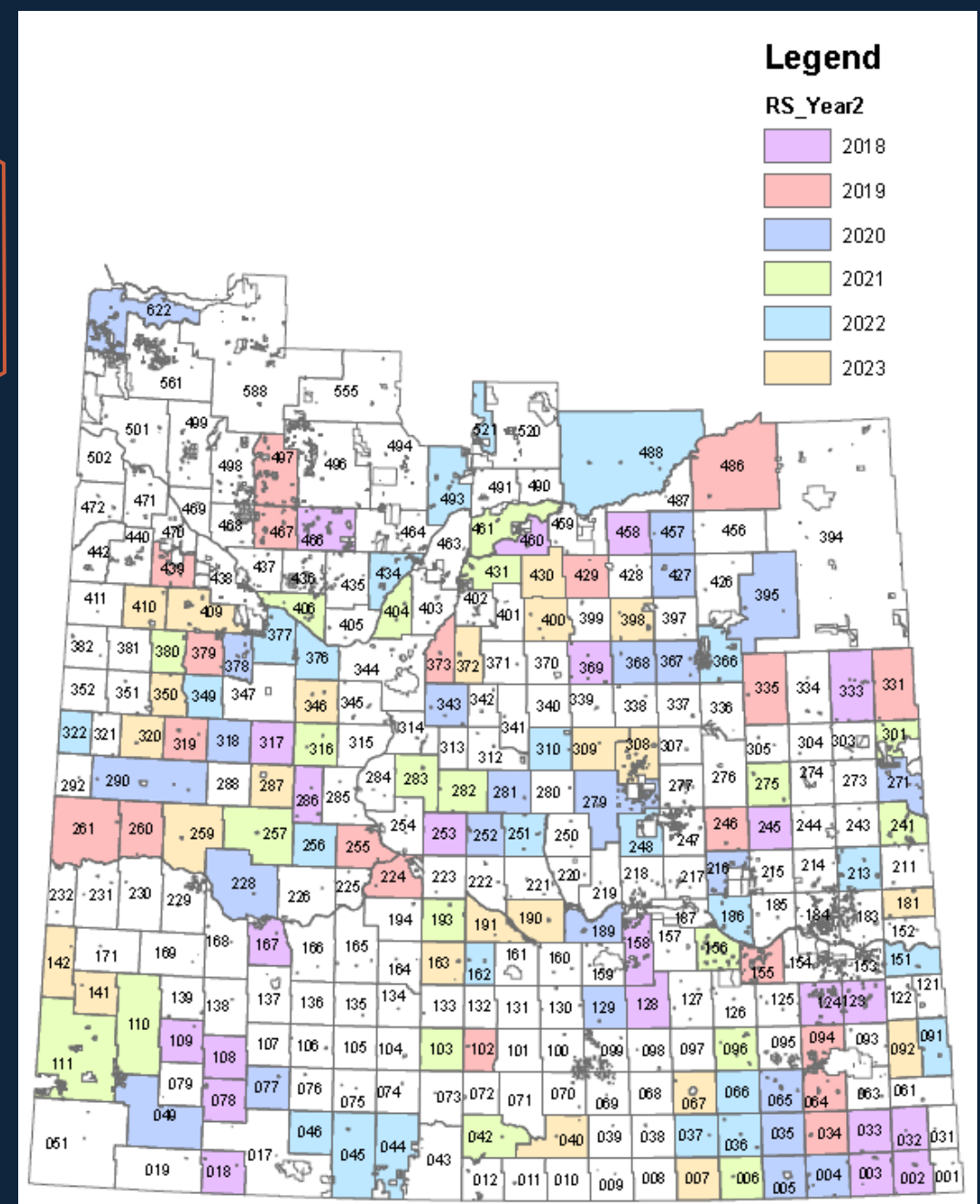
Flow Line Review –
10,000 Properties

REINSPECTION COUNTS



Ag Land Inspection Program

2018 to 2023



2022 Maintenance



By requested delivery
date:

97.8 %

Within 3 weeks of delivery
date:

99.8 %

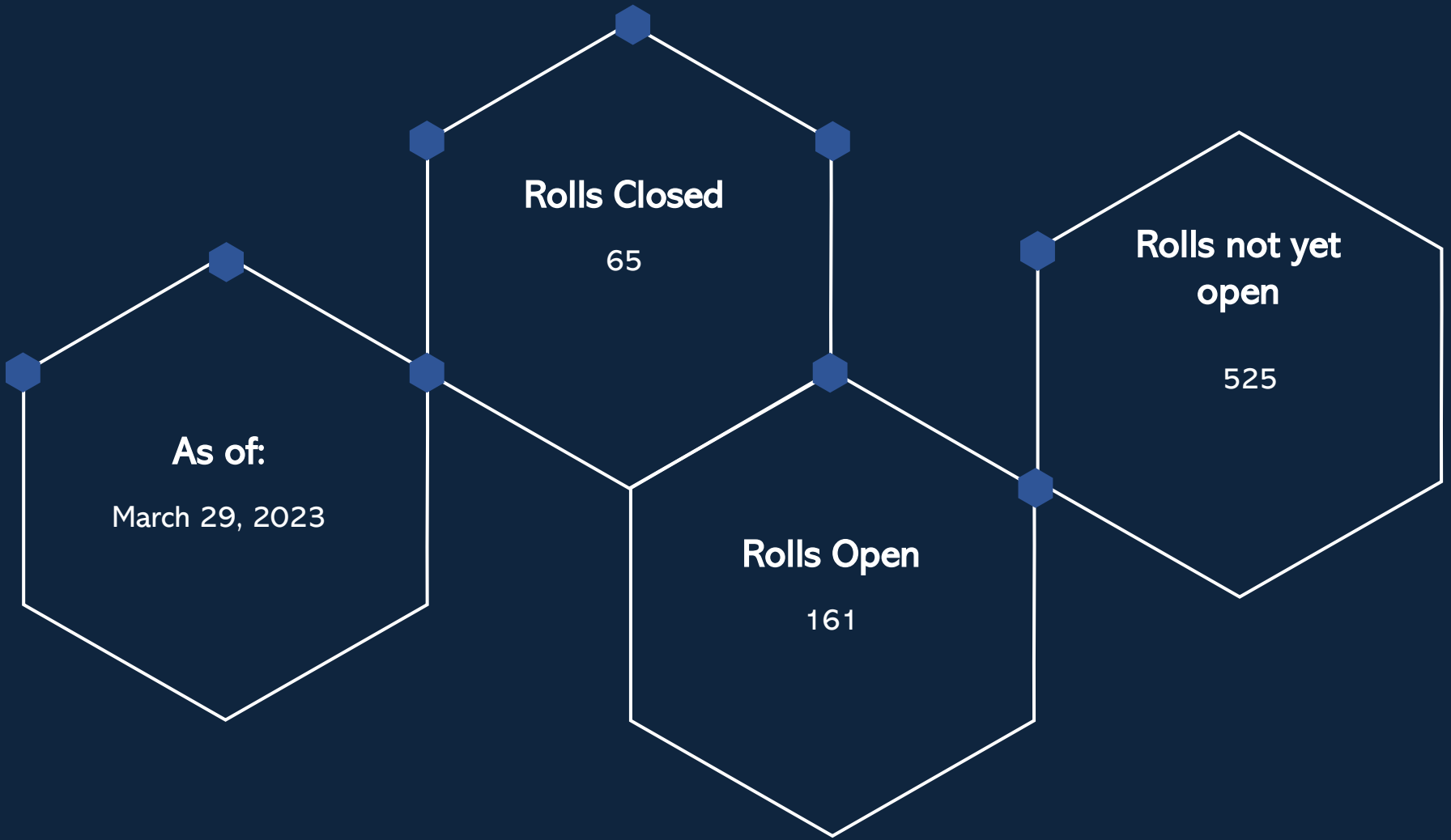
2023 Maintenance

By requested delivery
date:
90 %

Within 3 weeks of delivery
date:
96 %



2023 Roll Status



2025 Revaluation Preparations



Base Date

- January 1, 2023



Market Analysis

- Complete market analysis for our client municipalities



Preliminary Values

- Deliver to government by April 1, 2024 for tax policy
- Deliver preliminary values to client municipalities by June 30, 2024 or sooner

Thank you

SAMA's website

<https://www.sama.sk.ca/>

On-line manuals, handbooks, FAQs, etc.

Pamphlets and Fact Sheets

Video on property assessment

<https://www.youtube.com/embed/aezCPeIB7NU>

SAMAView

<https://mysama.ca/account/login>

